



Blux System W

By
Sin Diseñador




Decorative
Lighting

Wall lamps

Description

Articulated wall lamp designed in the late 70s in the style of the English school. The simplicity of its forms is reflected in its friction swivel joints and aluminum shade. Finishes: matte black, matte red or matte beige, and the inside of the shade in satin white. Also available with brass and copper shades that combine with the body of the lamp in black.

Technical Description

Degree of Protection		Regulation	
Class		Light type	E26
Class		Light source included	No
Regulable	--	Energy classification	-

Certifications



Packaging

Net Weight per Item	2.00 Kg
Box Sizes	43 x 24 x 20 cm - 0,020 m ³
Gross Weight	1.50 Kg

Finishes

SHADE



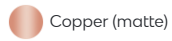
Beige



Black



Brass (matte)



Copper (matte)



Red (matte)

Collection



Blux System C



Blux System F



Blux System T



Blux System W

Codes

Luminaire

Light Source

736170U	BLUX SYSTEM W BLACK USA	LED 11W (E26)
736171U	BLUX SYSTEM W RED USA	LED 11W (E26)
736172U	BLUX SYSTEM W BEIGE USA	LED 11W (E26)
736173U	BLUX SYSTEM W BRASS USA	LED 11W (E26)
736174U	BLUX SYSTEM W COPPER USA	LED 11W (E26)

DOWNLOADS



Blux_System_W_Assembly_USA.pdf

